

# MAR-2026 IR NEWS

12 April 2026



## EVENTS & NEWS CLIPPING

INVESTMENT RELATIONSHIP  
NEWS

### Madam Trương Thị Lê Khanh Honored by U.S. Mission Vietnam



We are profoundly honored to announce that our Chairwoman, **Madam Trương Thị Lê Khanh**, has been presented with a **Certificate of Appreciation** from the **U.S. Mission Vietnam**. This prestigious recognition celebrates her visionary leadership and tireless efforts in advancing Vietnam's aquaculture industry.

Alongside this distinction, **Vinh Hoan Corporation** was also named one of only six businesses to receive the **U.S.-Vietnam Agricultural Hall of Fame 2025 Award**. By strategically integrating U.S. soybeans into our feed production, we continue to enhance product quality while strictly adhering to the environmental standards of the U.S., EU, and Japan.

This milestone underscores our success in fostering robust trade linkages between American suppliers and Vietnamese partners. Moving forward, Vinh Hoan remains dedicated to growing with intention and care, ensuring sustainable value for all our global customers and shareholders.

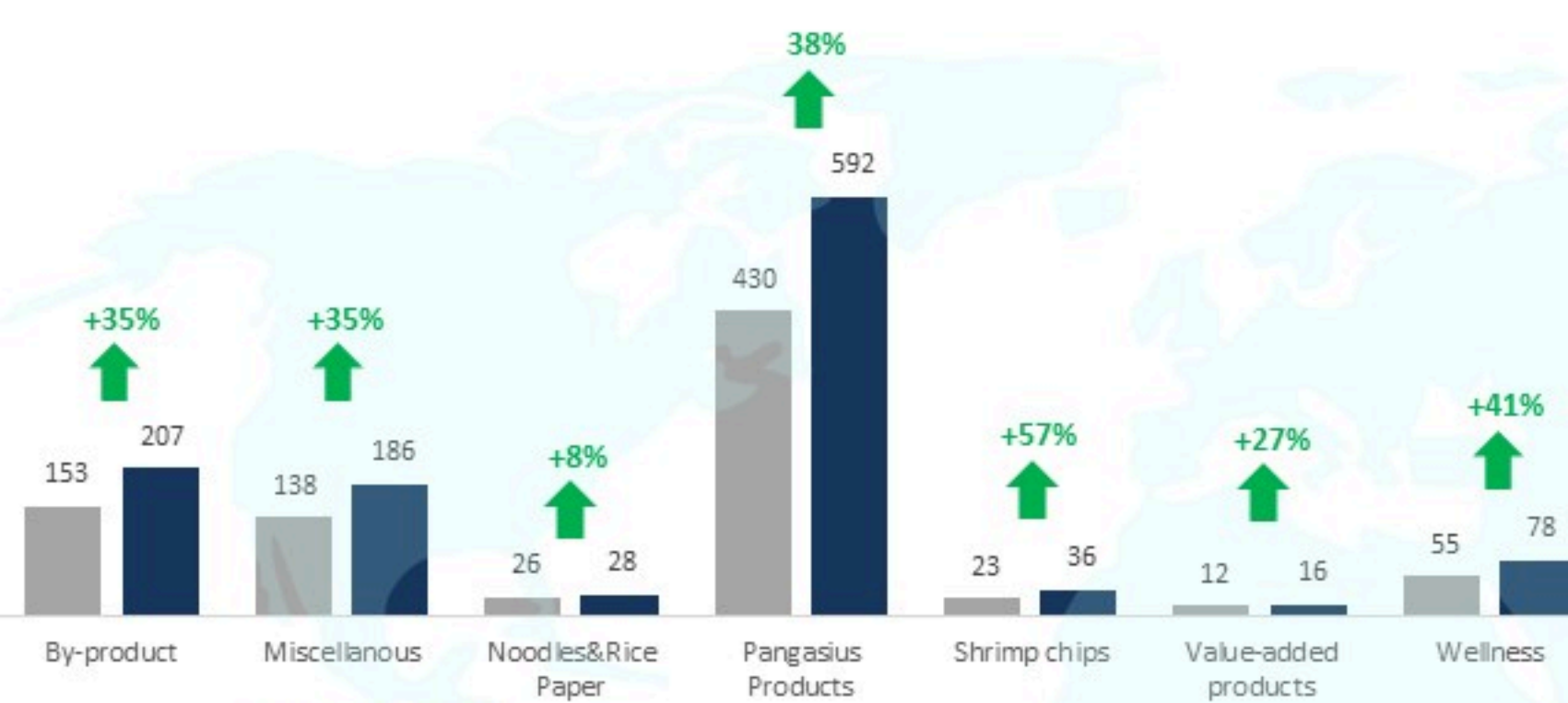
March 2026



## FINANCIAL & OUTLOOKS: MAR 2026 REVENUE - MOM

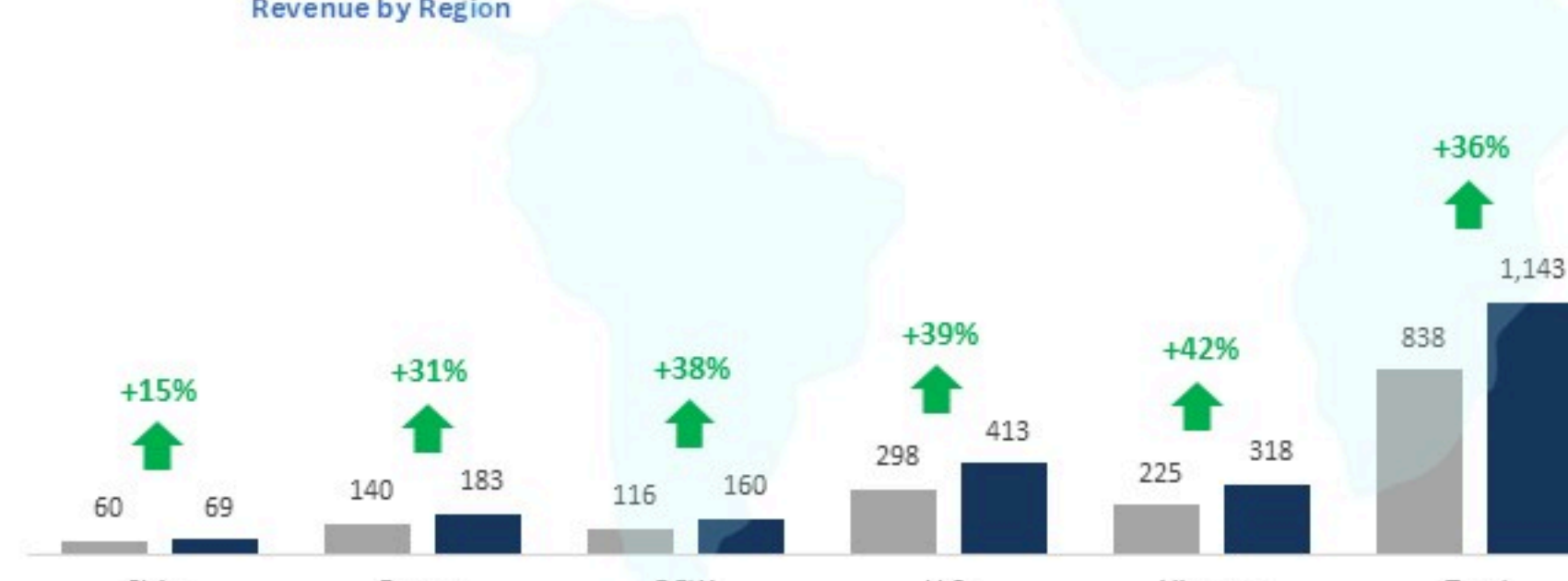
Revenue by Product Cate

● Feb-26  
● Mar-26



Total revenue increased 36% MoM due to the increase in Pangasius Products (+38% MoM), Value-added products (+27% MoM), By-product (+35% MoM), Noodles & Rice papers (+9% MoM), Shrimp chips (+57% MoM), Wellness (+41% MoM), and Miscellaneous (+35% MoM).

Revenue by Region



The increased was coming from China market (+15% MoM), Vietnam (+42% MoM), the Europe (+31% MoM), U.S. (+39% MoM), and ROW (+38% MoM).

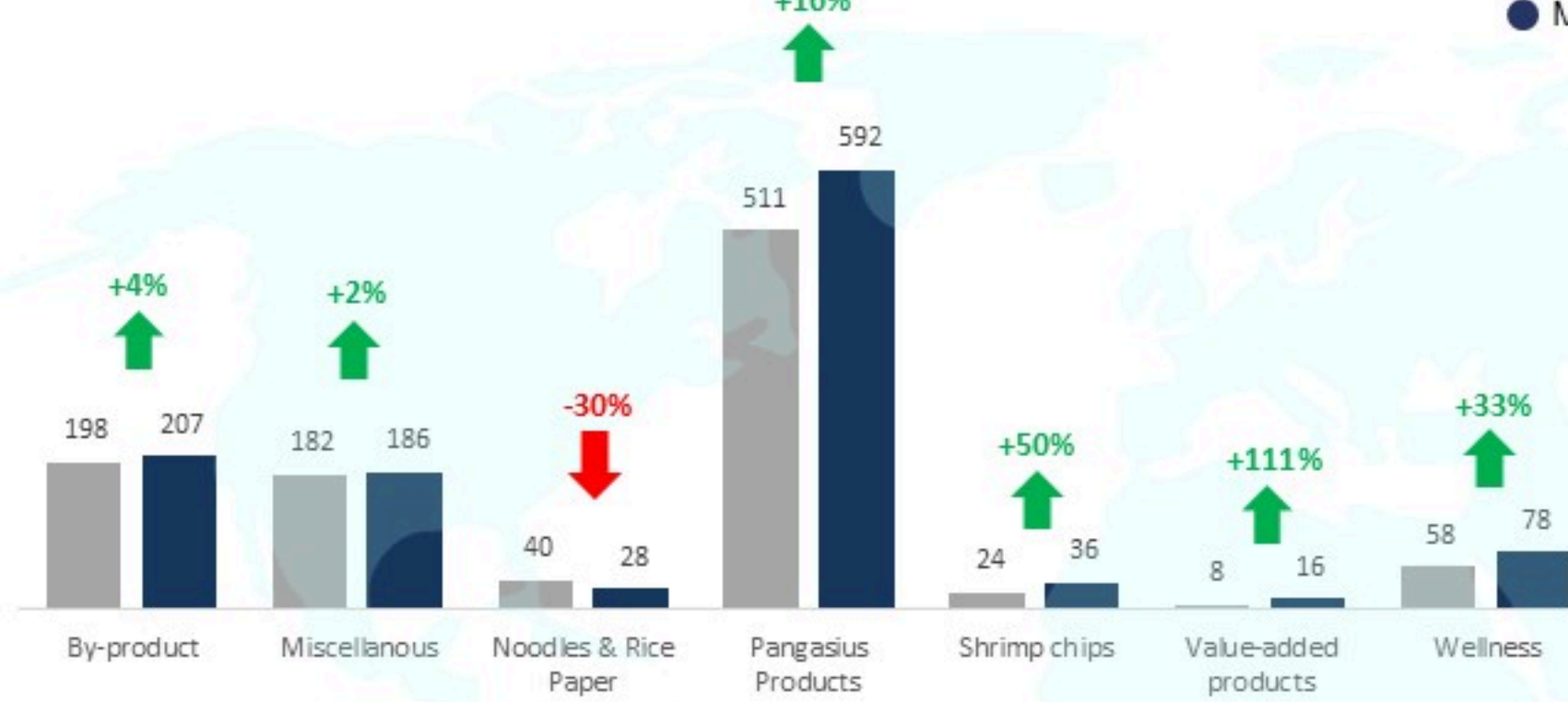


Source: Management; Note: rounded preliminary figures not audited or reviewed in VND billions; figures presented in net revenue basis, net of sales return and deduction; ROW denotes Rest of World (incl. HK)

## FINANCIAL & OUTLOOKS: MAR 2026 REVENUE - YOY

Revenue by Product Cate

● Mar-25  
● Mar-26



Total revenue increased 12% YoY due to the increase in Pangasius Products (16% YoY), By-product (+4% YoY), Value-added products (111% YoY), Wellness (+33% YoY), Shrimp chips (+50% YoY), and Miscellaneous (+2% YoY); partly offset by the decrease in Noodles & Rice Papers (-30% YoY).

Revenue by Region



The increased was coming from the U.S. (+71% YoY), Vietnam (+3% YoY), and ROW (+16% YoY); partly offset by the decrease in the China market (-25% YoY) and Europe (-24% YoY).



Source: Management; Note: rounded preliminary figures not audited or reviewed in VND billions; figures presented in net revenue basis, net of sales return and deduction; ROW denotes Rest of World (incl. HK)

