

MAY-2026 IR NEWS

11 June 2026



EVENTS & NEWS CLIPPING

INVESTMENT RELATIONSHIP NEWS

Thaifex Anuga Asia 2026

THAIFEX – Anuga Asia 2026 marked another opportunity for Vinh Hoan to engage directly with customers and industry stakeholders from across the region.

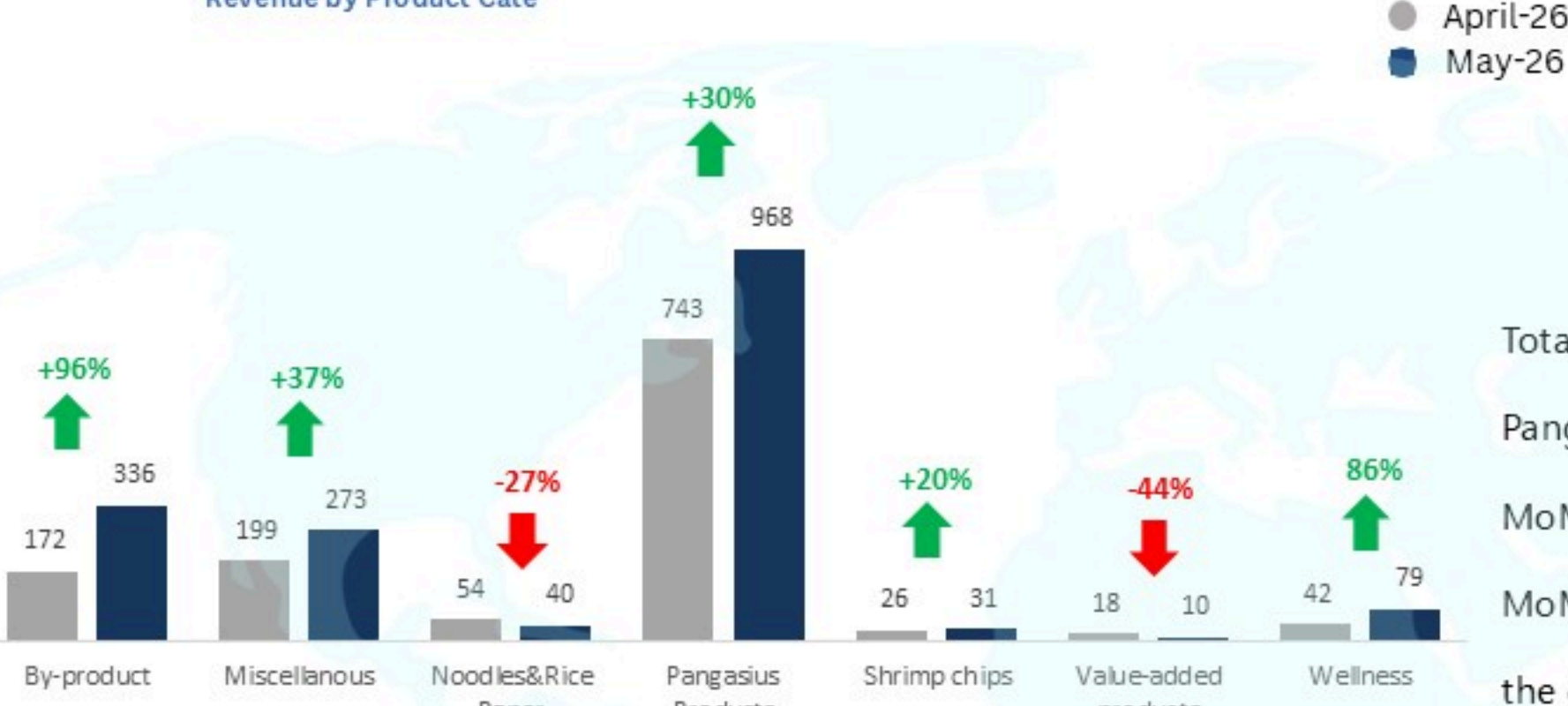
During the exhibition in Bangkok, the Company showcased its portfolio of ASC-certified pangasius products while discussing emerging consumer trends and market developments. The event reinforced Vinh Hoan's position as a trusted supplier in the global seafood value chain and supported the Company's ongoing efforts to expand market reach and create long-term value through sustainable growth.

Bangkok, May 2026



FINANCIAL & OUTLOOKS: MAY 2026 REVENUE - MOM

Revenue by Product Cate



Total revenue increased 39% MoM due to the increase in Pangasius Products (+30% MoM), Wellness (+86% MoM), Shrimp chips (+20% MoM), By-product (+96% MoM), and Miscellaneous (+37% MoM); partly offset by the decrease in Value-added products (-44% MoM), and Noodles & Rice papers (-27% MoM).

Revenue by Region



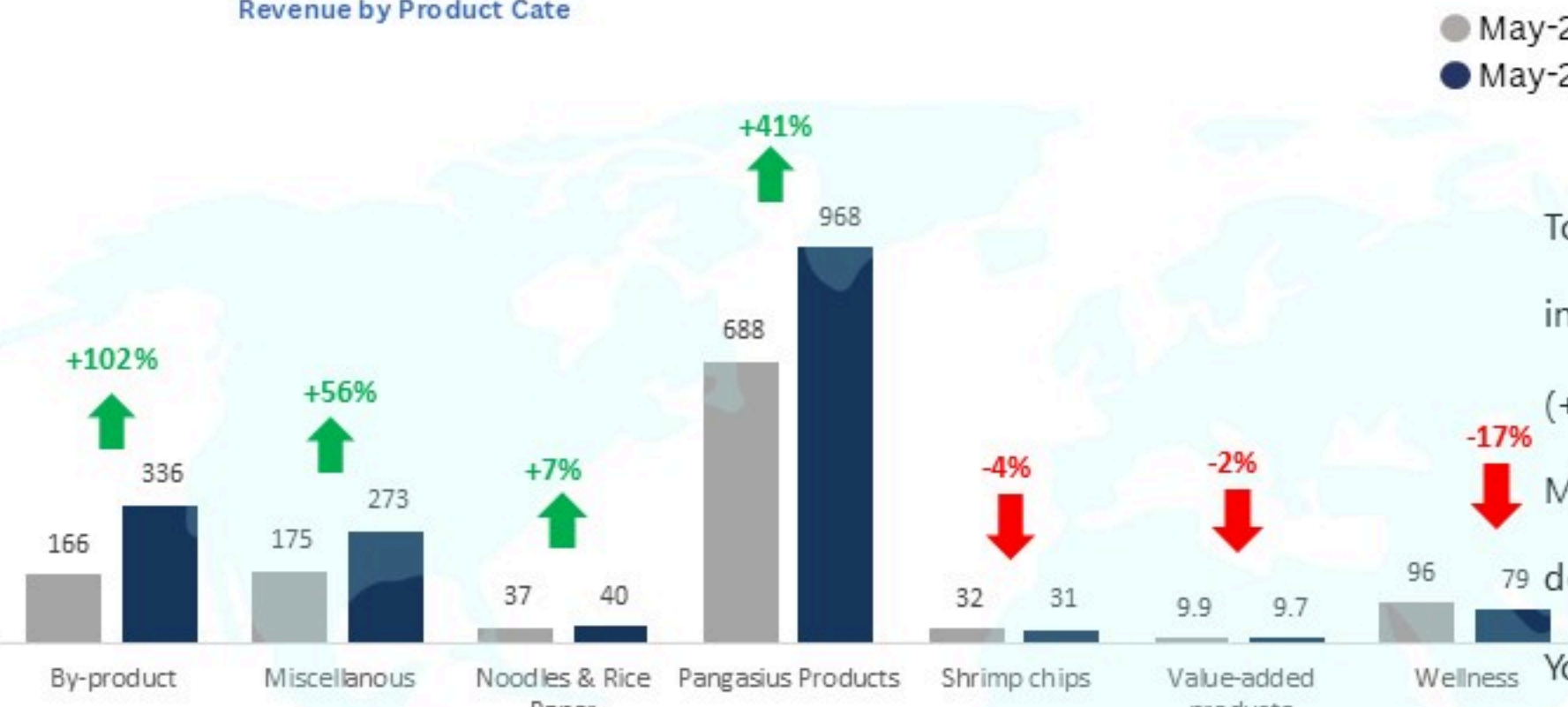
The increased was coming from the Europe (+25% MoM), U.S. (+19% MoM), the China market (+182% MoM), Vietnam (+44% MoM); and ROW (+59% MoM).



Source: Management; Note: rounded preliminary figures not audited or reviewed in VND billions; figures presented in net revenue basis, net of sales return and deduction; ROW denotes Rest of World (incl. HK)

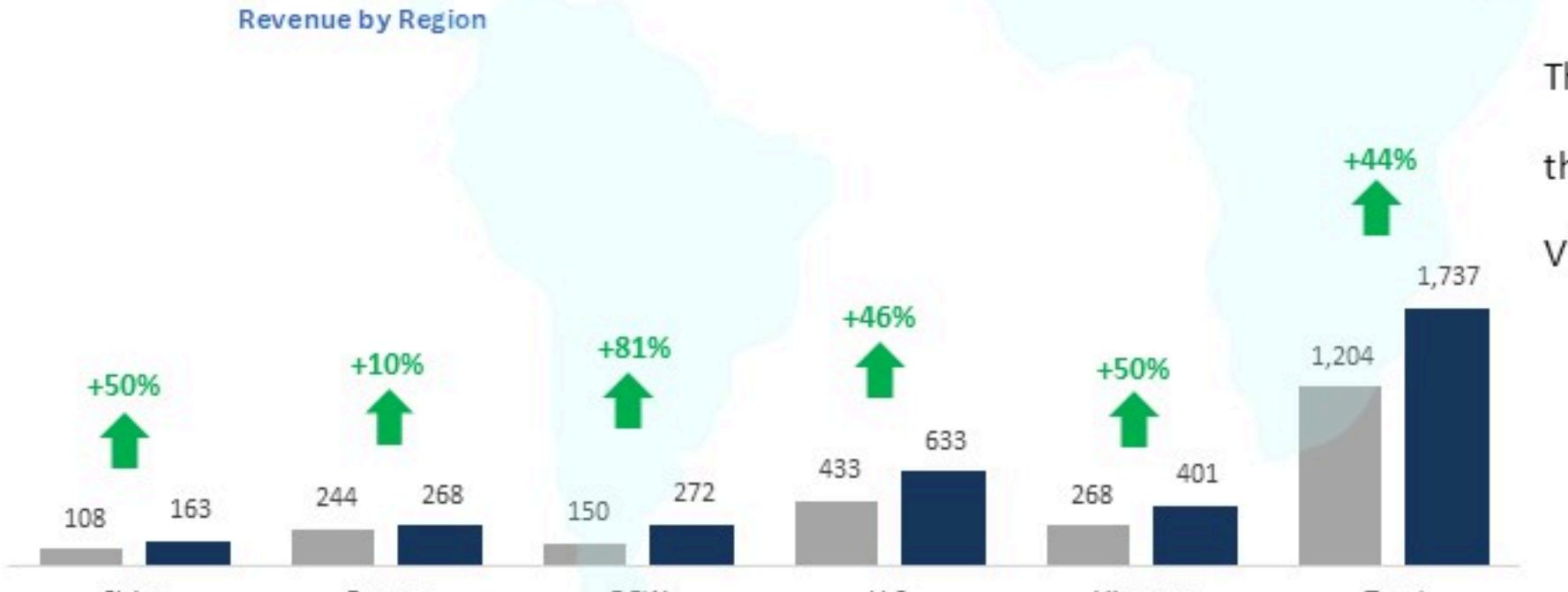
FINANCIAL & OUTLOOKS: MAY 2026 REVENUE - YOY

Revenue by Product Cate



Total revenue increased 44% YoY due to the increase in Pangasius Products (+41% YoY), By-product (+102% YoY), Noodles & Rice Papers (+7% YoY), and Miscellaneous (+56% YoY); partly offset by the decrease in Wellness (-17% YoY), Shrimp chips (-4% YoY), and Value-added products (-2% YoY).

Revenue by Region



The increased was coming from the U.S. (+46% YoY), the China market (+50% YoY), Europe (+10% YoY), Vietnam (+50% YoY), and ROW (+81% YoY).



Source: Management; Note: rounded preliminary figures not audited or reviewed in VND billions; figures presented in net revenue basis, net of sales return and deduction; ROW denotes Rest of World (incl. HK)

